

INVACARE®
RELIANT™ 450
LIFTS



Invacare® Reliant™ Lifts were designed to help reduce the possibility of caregiver back injury and to ensure dignity in resident handling. These high-quality lifts are comfortable, reliable and integral tools for caregivers. Invacare Reliant Lifts support up to 450 lbs., making potentially challenging transfers smooth for the resident and caregiver. The high lift range are designed to allow easy access to chairs, commodes, floors and beds (with at least 4.5" under-bed clearance). The sturdy and practical design of Reliant Lifts provides the solution you need for success in the quest to provide safe and effective health care.

Invacare Reliant Lift Features

Height range allows lifting from floor and high surfaces

Low friction casters significantly improve rollability and contribute to caregiver safety

Removable battery pack eliminates downtime and simplifies the charging process

Manual lowering for instant response to power loss

Electronic system includes two 24-volt batteries: one for lift, one for battery-charging station; a manual emergency lowering device; and an anti-entrapment feature if boom meets any resistance while lowering

Available with power opening base option (model # RPL450-2)

Multi-grip push handle is angled to minimize wrist strain

Base legs adjust easily and lock securely into open position with the padded shifter handle or optional power option

Total pinch-point protection covers all moving parts for added safety

Padded swivel bar with 360° rotation and six-point hook-up allows use of Invacare chain-free slings as well as older style slings with chains or straps

Attractive neutral design blends well into any environment

Covered base provides protection against wear, dirt and moisture



1 Rear Locking Brakes

Locking feature on 5" rear casters is standard on all models

2 Manual Lowering

Manual emergency lowering gently and safely lowers resident in case of total power loss

Essential safety feature

Manual lowering is easy and effortless. Simply insert the end of a ball point pen into the hole marked "emergency" or lift on the accessible ring-pull

3 Invacare® Reliant™ Digital Scale

Retrofits on all Reliant 450/600 lifts
Model # 9805P requires Reliant swivel bar

Easy to operate, four-button display
Automatic shut-off feature prolongs battery life

Two-year limited warranty

4 Ergonomic control with heavy-duty cord

Convenient pendant hook allows attachment and storage on multiple areas of lift

Electronics

5 Removable battery box conveniently located on mast features an emergency off button and beeps when battery needs recharged. Requires one 24-volt battery

Quick-release battery eliminates downtime

Anti-entrapment feature stops motion if boom meets resistance while lowering

Charging Station

6 Battery can be replaced immediately with second battery in wall-mounted charger

UL listed and CSA certified

Hand Pendant

Model #	Description
1075222	Reliant touch-up paint
1078276	Reliant replacement batteries
1143629	Reliant swivel bar kits
1143630	Extra-wide Reliant swivel bars
1079810	Reliant low base replacement kit (manual)
1088911	Reliant sling holder bag (four-pack)
RLS6	Reliant digital scale

Invacare® Reliant™ 450 Battery-Powered Lift with Low Base Features

Model # RPL450-1

Removable battery easily charges overnight on wall-mounted charging station

Equipped with a quiet, long-life motor

Wide lift range for easier transfer

Wide base for maximum stability

4.5" Under bed clearance

Limited warranty includes three years on lift, one year on battery

150-300 lifts per charge*



RPL450-1: Battery Powered

Invacare® Reliant™ 450 Power Lift with Power Opening Low Base Features

Model # RPL450-2

Removable battery easily charges overnight on wall-mounted charging station

Equipped with a quiet, long-life motor

Wide lift range for easier transfer

Wide base for maximum stability








4.5" Under bed clearance






Limited warranty includes three years on lift, one year on battery

150-300 lifts per charge*



RPL450-2: Powered with Power Opening Base

Model #	 Height At Sling Hook Up	 Base Dimensions	 Casters	 Weight	 Weight Capacity	 Low Battery Alarm	 Emergency Controls
RPL450-1	24"-74"	4.5"H Clearance 41"W Open 26.5"W Closed 48"L	3" Front 5" Rear	106 lb.	450 lb.	Audio	Stop and Down
RPL450-2	24"-74"	4.5"H Clearance 41"W Open 26.5"W Closed 48"L	3" Front 5" Rear	109 lb.	450 lb.	Audio	Stop and Down

	 Battery	 Charge Time	 Charger Input	 Charger Output	 Limited Warranty
RPL450-1	2-24V DC Rechargeable	6 hours	100-240V AC	29.5V DC	3 Years Lift 1 Year Electronics
RPL450-2	2-24V DC Rechargeable	6 hours	100-240V AC	29.5V DC	3 Years Lift 1 Year Electronics

Invacare Corporation
www.invacare.com

Homecare
One Invacare Way
Elyria, Ohio
44035-4190
(800) 333-6900

Continuing Care
One Invacare Way
Elyria, Ohio
44035-4190
(800) 668-2337

Canada
570 Matheson Blvd. E.,
Unit 8
Mississauga, Ontario
L4Z 4G4 Canada
(800) 668-5324

©2018
Invacare Corporation.
All rights reserved. Trademarks
are identified by the symbols
™ and ®. All trademarks
are owned by or licensed to
Invacare Corporation unless
otherwise noted. Specifications
are subject to change without
notification.
Form No. 13-175
Rev. 12/18
181202

Complete instructions for lift usage and sling procedures are found in the Invacare Operating Manual.
Only Invacare slings and accessories should be used on Invacare lifts.

